

# WORKING TOGETHER ON HEALTH AND SAFETY

EVERYONE WHO GOES TO WORK  
COMES HOME HEALTHY AND SAFE

**WORKSAFE**  
NEW ZEALAND | MAHI HAUMARU  
AOTEAROA



# HEALTH AND SAFETY RECORD

- > **73 people die at work every year**
- > **1 in 10 is harmed**
- > **At least 600 die from work-related diseases**
- > **200,000 ACC claims for work-related harm**
- > **\$3.5 billion in costs (2-4% of GDP)**
- > **Devastating emotional toll**

# THE EFFECTIVE REGULATOR



# KEY CONCEPTS OF THE HEALTH AND SAFETY AT WORK ACT

- > **PCBU**
- > **Primary duty of care**
- > **Reasonably practicable**
- > **Upstream Duties**
- > **Overlapping duties**



# EVERYONE HAS A ROLE TO PLAY


## BUSINESS



## SENIOR LEADERS



## WORKERS



## OTHERS



# YOU NEED TO KNOW...

- > **What the risks are** from your work
- > The **likelihood** of those risks occurring
- > The **degree of harm** that might result from those risks
- > Options to **eliminate** the risks
- > If they can't be eliminated, options to **minimise** the risks



## USE COMMON CONTROLS FOR COMMON RISKS

# REASONABLY PRACTICABLE

What is or was reasonably able to be done to ensure health and safety, **taking into account** and weighing up all reasonable matters.



# HEALTH AND SAFETY IN THE SUPPLY CHAIN

## Upstream Duties

- › Businesses who are 'upstream' (eg architects, manufacturers, importers) must ensure, so far as is reasonably practicable, that **the work they do or the things they provide to other workplaces** don't create health and safety risks.





# HEALTH AND SAFETY IN THE SUPPLY CHAIN

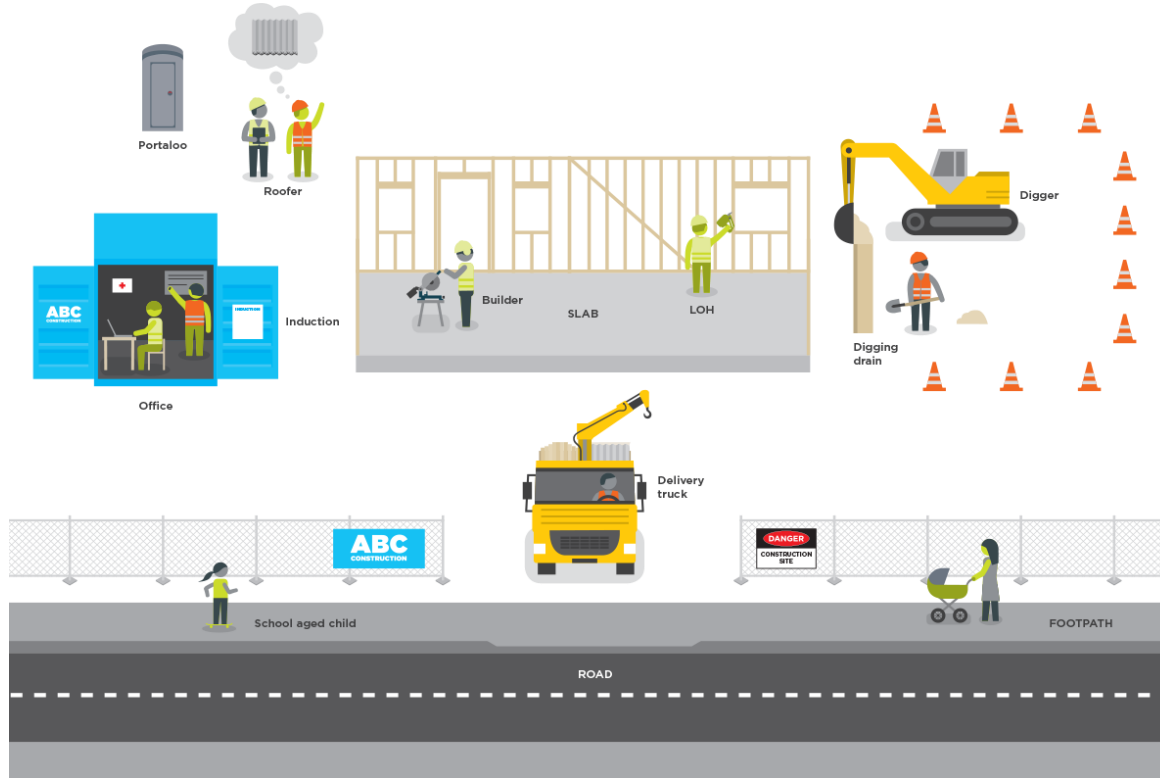
## Upstream Duties

- › Businesses who supply plant, substances or structures at workplace must ensure that they are supplied
- › **Without risk**
- › **Ensure it is tested**
- › **Relevant Information**



# WORKING WITH OTHER BUSINESSES

## Overlapping Duties



When the work of two or more businesses overlap, they must **consult, co-operate** and **co-ordinate activities** to meet their health and safety responsibilities to workers and others.



# WHY WE'RE ALL HERE TODAY

## Construction Sector Fatalities 2013-2016 (to Sept)



**19**  
FATALITIES  
IN TOTAL

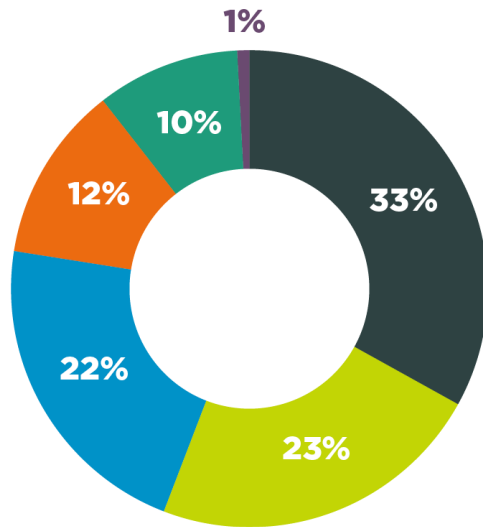
**6**  
FATALITIES  
IN 2016

**WORKSAFE**  
NEW ZEALAND | MAHI HAHARU  
AOTEAROA

# WHY WE'RE ALL HERE TODAY

## LIFE CHANGING EVENT

### CONSTRUCTION INDUSTRY SEVERE ~~INJURY~~ MECHANISM: 2015



— Body Stressing 33% (1496)

— Vehicle Incidents 23% (1034)

— Falls, Trips and Slips 22% (975)


— Hitting Objects with a part of the body 12% (538)

— Being Hit by Moving Objects 10% (442)

— Other 1% (35)

# A LIFE CHANGING EVENT

- » This man has been in construction for 40 years
- » He'd never had an accident ... until this day



# Auckland

CONSTRUCTION  
DATA 2015



**1151**

**SEVERE  
INJURY  
CLAIMS**



**80,025**

**TOTAL NUMBER  
OF DAYS PAID  
OFF WORK**

**Top 3 causes  
of severe injuries**



**BODY  
STRESSING**



**FALLS, TRIPS  
AND SLIPS**



**VEHICLE  
INCIDENTS  
AND OTHER**

# EVERYONE HAS A ROLE TO PLAY


## BUSINESS



## SENIOR LEADERS



## WORKERS



## OTHERS





# WHAT ARE WE DOING TO HELP YOU?

